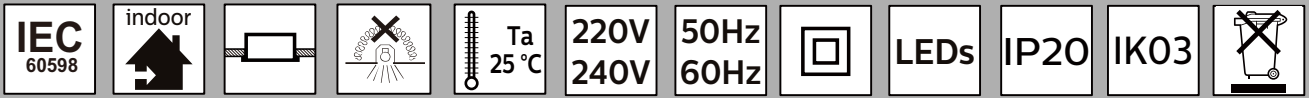


# SmartBright Pro Downlight DN068B

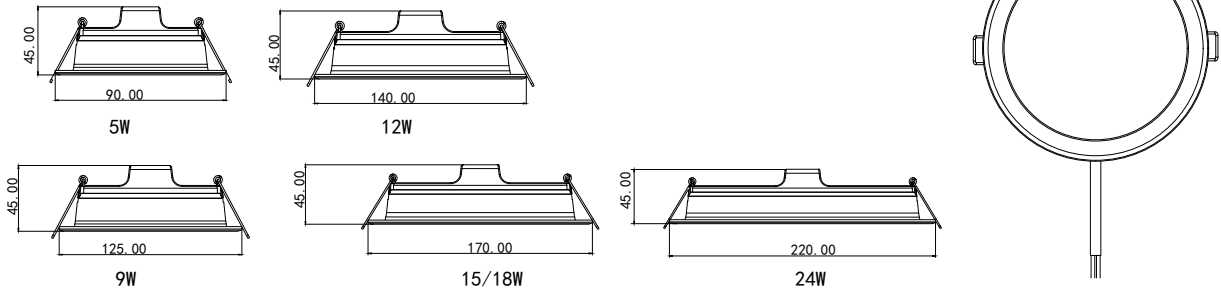
Mounting Instruction/ petunjuk Instalasi/Hướng dẫn lắp đặt/คู่มือการติดตั้ง/ تعليمات التركيب

V1.0



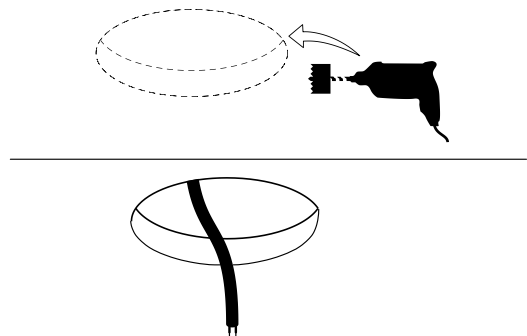
Type / Tipe/ Loại / رقم النوع/ รุ่น	CCT (K)	Power(W) / Daya/Công suất /กำลังไฟฟ้า/ الطاقة	LEDs	Lumen Output (lm) / Lumen keluaran/Quang thông (lm) /طاقة الاضاءة/ لومن	Dimension /Dimensi/Kích thước /ขนาด/كود/الابعاد/ ØAxH (mm)	kg	Voltage /Tegangan /Điện áp /الجهد/ت/الحد	Frequency /Frekuensi /Tần số /التردد/الحد
DN068B LED4/830 PSU GM	3000	5W	25	425LM	Ø 90x45	0.052	220-240V	50/60Hz
DN068B LED4/835 PSU GM	3500			435LM				
DN068B LED4/840 PSU GM	4000			450LM				
DN068B LED4/865 PSU GM	6500							
DN068B LED8/830 PSU GM	3000	9W	42	880LM	Ø 125x45	0.088		
DN068B LED9/835 PSU GM	3500			900LM				
DN068B LED9/840 PSU GM	4000			920LM				
DN068B LED9/865 PSU GM	6500							
DN068B LED11/830 PSU GM	3000	12W	56	1175LM	Ø 140x45	0.105		
DN068B LED12/835 PSU GM	3500			1200LM				
DN068B LED12/840 PSU GM	4000			1225LM				
DN068B LED12/865 PSU GM	6500							
DN068B LED15/830 PSU GM	3000	15W	70	1500LM	Ø 170x45	0.142		
DN068B LED15/835 PSU GM	3500			1550LM				
DN068B LED16/840 PSU GM	4000			1600LM				
DN068B LED16/865 PSU GM	6500							
DN068B LED17/830 PSU GM	3000	18W	78	1750LM	Ø 170x45	0.142		
DN068B LED18/835 PSU GM	3500			1800LM				
DN068B LED18/840 PSU GM	4000			1850LM				
DN068B LED18/865 PSU GM	6500							
DN068B LED25/830 PSU GM	3000	24W	102	2550LM	Ø 220x45	0.245		
DN068B LED26/835 PSU GM	3500			2600LM				
DN068B LED26/840 PSU GM	4000			2650LM				
DN068B LED26/865 PSU GM	6500							

## Appearance



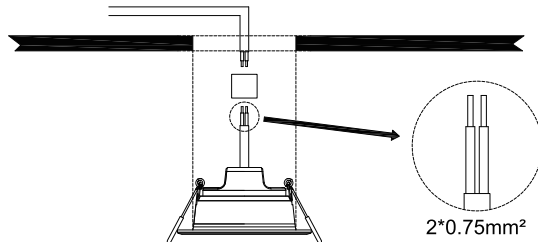
## 1 Open a hole on the ceiling

Type	Cut out
DN068B LED4/830 DN068B LED4/835 DN068B LED4/840 DN068B LED4/865	Ø70-Ø80mm
DN068B LED8/830 DN068B LED9/835 DN068B LED9/840 DN068B LED9/865	Ø105-Ø115mm
DN068B LED11/830 DN068B LED12/835 DN068B LED12/840 DN068B LED12/865	Ø120-Ø130mm
DN068B LED15/830 DN068B LED15/835 DN068B LED16/840 DN068B LED16/865	Ø145-Ø155mm
DN068B LED17/830 DN068B LED18/835 DN068B LED18/840 DN068B LED18/865	Ø145-Ø155mm
DN068B LED25/830 DN068B LED26/835 DN068B LED26/840 DN068B LED26/865	Ø195-Ø205mm

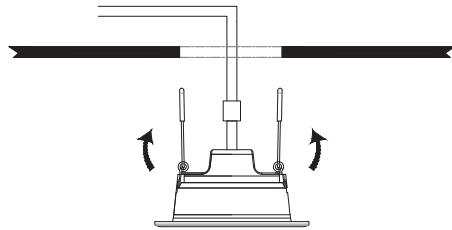


## 2 Connecting wire instructions :

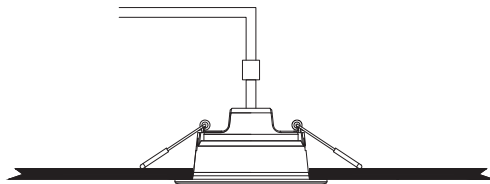
a. Turn off the power, make a hole in the ceiling according to the downlight size, tighten the screws.



b. Push the spring upward then carefully place the LED downlight through the hole. Securely hook the spring frames onto the edge of the carved hole



c. Ensure all parts are connected properly before turning ON the power.



2x0.75mm<sup>2</sup>  
N: blue  
L: brown

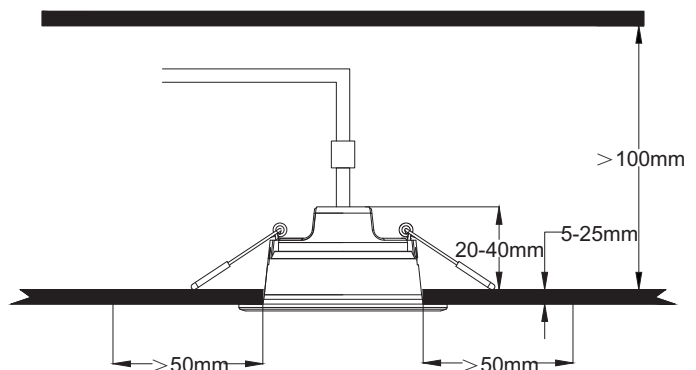


Please use a junction box with IP20 or higher  
(The terminal size is not less than 10x20x25mm),  
Signify does not provide junction boxes

## 3

LED Down light installation size requirements :

1. Thickness of the adapter plate: 5-25mm
2. Installation space  $\geq 80$ mm
3. All round tube light  $> 50$  mm range without obstacles.



EN

Please read this manual carefully before using the product.

1. For indoor use only.
2. Do not switch on before complete installation.
3. The luminaire shall be installed by a qualified electrician and wired in accordance with the latest IEE electrical regulations or the national requirements.  
The external flexible cable or cord of this luminaire cannot be replaced; if the cord is damaged, the luminaire shall be destroyed.  
The light source of this luminaire is not replaceable; when the light source reaches its end of life the whole luminaire shall be replaced.
4. The luminaire shall not be covered with thermal insulation or similar material under any circumstance.
5. Luminaire must not be used or stored in corrosive environment where hazardous materials such as Sulphur, Chlorine, phthalates, etc, are present.
6. The luminaire is complied with IEC 60598.
7. The product is IP20 & as such is not protected against water ingress & as such we strongly recommend that the environment in which the luminaire is to be installed is suitably checked.  
If the above advice is not taken and the luminaires are subject to water ingress, Philips / Signify cannot guarantee safe failure & product warranty will become void

**ID**

Bacalah petunjuk pemasangan secara teliti sebelum menggunakan produk.

1. Hanya untuk penggunaan di dalam ruangan.
2. Jangan dinyalakan sebelum pemasangan selesai.
3. Rumah lampu sebaiknya dipasang oleh pihak yang mengerti kelistrikan dengan pengaturan kabel yang sesuai dengan regulasi listrik IEE atau regulasi nasional.  
Kabel fleksibel eksternal atau kabel luminer ini tidak dapat diganti; Jika kabel rusak, luminer harus dihancurkan.  
Sumber cahaya luminer ini tidak dapat diganti; Ketika sumber cahaya mencapai akhir masa pakainya, seluruh luminer harus diganti.
4. Kabel fleksibel eksternal atau kabel luminer ini tidak bisa digantikan dengan yang baru; jika kabel rusak, maka luminer akan rusak juga.
5. Bagian penghasil cahaya pada luminer ini tidak dapat diganti; ketika bagian ini mencapai masa penggunaannya, maka keseluruhan luminer harus diganti.
6. Rumah lampu ini memenuhi regulasi IEC 60598.
7. Produk dengan IP20 & sejenisnya tidak kedap air sehingga sangat disarankan untuk memastikan lingkungan dimana rumah lampu ini dipasang sudah sesuai.  
Jika saran diatas tidak dilakukan dan mengalami paparan air maka Philips/ Signify tidak menjamin kerusakan & garansi produk menjadi tidak berlaku.

**VN**

Trước khi sử dụng sản phẩm, vui lòng đọc hướng dẫn này một cách cẩn thận.

1. Chỉ sử dụng trong nhà.
2. Không được bật trước khi hoàn thành lắp đặt.
3. Đèn phải được lắp đặt bởi thợ điện lành nghề và được nối dây theo qui định IEE mới nhất về điện hay các yêu cầu quốc gia khác.  
Không thể thay thế cáp hoặc dây mềm bên ngoài của đèn này; nếu dây bị hỏng, đèn điện sẽ bị phá hủy.  
Nguồn sáng của bộ đèn này không thể thay thế được; Khi nguồn sáng hết tuổi thọ, toàn bộ đèn điện sẽ được thay thế.
4. Không được thay thế dây cáp nguồn gắn theo đèn; nếu dây bị hỏng, không được sử dụng đèn mà cần loại bỏ.
5. Nguồn sáng của đèn là không thể thay thế; khi nguồn sáng hết tuổi thọ thì toàn bộ đèn phải được thay thế.
6. Đèn này tuân theo qui định IEC 60598.
7. Sản phẩm có chỉ số IP20 và vì thế không được bảo vệ chống thấm nước, chúng tôi khuyến cáo cần kiểm tra kỹ môi trường lắp đặt khi sử dụng bộ đèn.  
Philips/Signify không bảo đảm an toàn sử dụng cũng như sẽ từ chối bảo hành nếu bộ đèn được sử dụng trong môi trường không đúng như khuyến cáo trên dẫn đến nước xâm nhập.

**TH**

โปรดอ่านทำความเข้าใจกับคู่มือก่อนการใช้งานสินค้า

1. ใช้ภายในอาคารเท่านั้น
2. ห้ามเปิดสวิตช์ไฟ หรือจ่ายไฟก่อนติดตั้งเสร็จ
3. ควรติดตั้งโดยช่างไฟฟ้า ซึ่งเป็นไปตามมาตรฐานไฟฟ้า IEE หรือมาตรฐานสากล  
ไม่สามารถเปลี่ยนสายเคเบิลหรือสายไฟภายนอกที่ยืดหยุ่นของโคมไฟนี้ได้ หากสายไฟเสียหายโคมไฟจะถูกทำลาย  
แหล่งกำเนิดแสงของโคมไฟนี้ไม่สามารถเปลี่ยนได้ เมื่อแหล่งกำเนิดแสงหมดอายุการใช้งานจะต้องเปลี่ยนโคมไฟทั้งหมด
4. หากสายไฟที่มารวมโคมแก้ว ชำรุด ไม่ควรซ่อม ควรเปลี่ยนใหม่เพื่อความปลอดภัย
5. โคมไฟหากเสียหายเนื่องจากอายุการใช้งาน ไม่สามารถซ่อมได้ ควรที่จะเปลี่ยนใหม่
6. โคมไฟรุ่นนี้ เป็นไปตามมาตรฐานสากล IEC60598
7. สินค้า IP20 เป็นสินค้าที่ไม่กันน้ำ คำแนะนำคือให้ใช้ในพื้นที่ภายในอาคารเท่านั้น  
ถ้าสินค้าถูกใช้ในสถานที่ที่ไม่เหมาะสมทางบริษัท ฟิลิปส์/ซิกนัฟาย ไม่สามารถรับประกันความเสียหายเนื่องจากการใช้ผิดประเภทได้

**EN**

This marking indicates that this product should not be disposed with other household wastes throughout the EU. To prevent possible harm to the environment or human health from uncontrolled waste disposal, recycle it responsibly to promote the sustainable reuse of material resources. To return your used device, please use the return and collection systems or contact the retailer where the product was purchased. They can take this product for environmental safe recycling.

**ID**

Symbol di samping menunjukkan bahwa produk ini tidak boleh dibuang bersama dengan limbah rumah tangga lainnya di seluruh wilayah Uni Eropa. Untuk mencegah bahaya kerusakan lingkungan atau kesehatan manusia dari pembuangan limbah yang tidak terkendali, lakukan daur ulang secara bertanggungjawab dalam rangka terus mempromosikan penggunaan kembali bahan tak terpakai. Untuk mengembalikan produk bekas pakai, silakan gunakan sistem layanan pengumpulan dan pengembalian yang tersedia atau hubungi toko tempat anda membeli produk ini. Pihak toko bersedia mengambil produk bekas pakai untuk mendukung kegiatan daur-ulang yang aman.

**VN**

Dấu hiệu này thể hiện sản phẩm này không nên được xử lý chung với các chất thải gia đình khác trong khu vực liên minh Châu Âu. Để ngăn ngừa tác hại có thể có cho môi trường hoặc sức khỏe con người từ chất thải không kiểm soát được, hãy tái chế một cách có trách nhiệm để thúc đẩy việc tái sử dụng bền vững các nguồn tài nguyên.

**TH**

เครื่องหมายสัญลักษณ์ที่ระบุว่าสินค้านี้ไม่สามารถทิ้งได้เหมือนขยะทั่วไปได้ เพื่อที่จะป้องกันการเกิดอันตรายต่อสภาพแวดล้อมและสุขภาพของมนุษย์จากปัจจัยที่ไม่สามารถควบคุมได้จากขยะมีพิษ การนำมารีไซเคิลอย่างมีความรับผิดชอบเพื่อที่จะช่วยส่งเสริมการนำใช้ใหม่ ในการคืนสินค้าที่ใช้แล้ว ให้ส่งกลับหรือ ติดต่อร้านค้าที่ลูกค้าซื้อมา ร้านค้าจะนำไปกำจัด หรือ นำไปรีไซเคิลอย่างถูกต้องเอง

